

## Cookies on Gender Pay Gap service

We use some essential cookies to make this service work.

We'd like to set additional cookies so we can remember your settings, understand how people use the service and make improvements.

[Accept additional cookies](#)

[Reject additional cookies](#)

[View cookies \(/cookies\)](/cookies)



Menu

## Gender pay gap service

**BETA** This is a new service – your [feedback \(/send-feedback\)](/send-feedback) will help us to improve it.

[Homepage](#) > [Search and compare](#) > [Agape Multi Academy Trust](#)  
> Gender pay gap report for 2024-25

# Agape Multi Academy Trust 2024-25 Gender pay gap report

[Add to comparison](#)

## Contents

1. [Main facts and figures](#)
2. [Hourly pay](#)
3. [Pay quarters](#)
4. [Bonus pay](#)
5. [About Agape Multi Academy Trust](#)

# 1. Main gender pay gap figures

In this organisation:

- women earned 47p for every £1 that men earned (comparing median hourly pay)
- women made up 71.0% of employees in the highest paid quarter, and 94.6% of employees in the lowest paid quarter


---

## 2. Hourly pay

In this organisation:

- women's median hourly pay was 53.4% lower than men's – this means they earned 47p for every £1 that men earn when comparing median hourly pay

53p  
less  
▼



- women's mean (average) hourly pay was 26.5% lower than men's

► [Read more about median and mean](#)

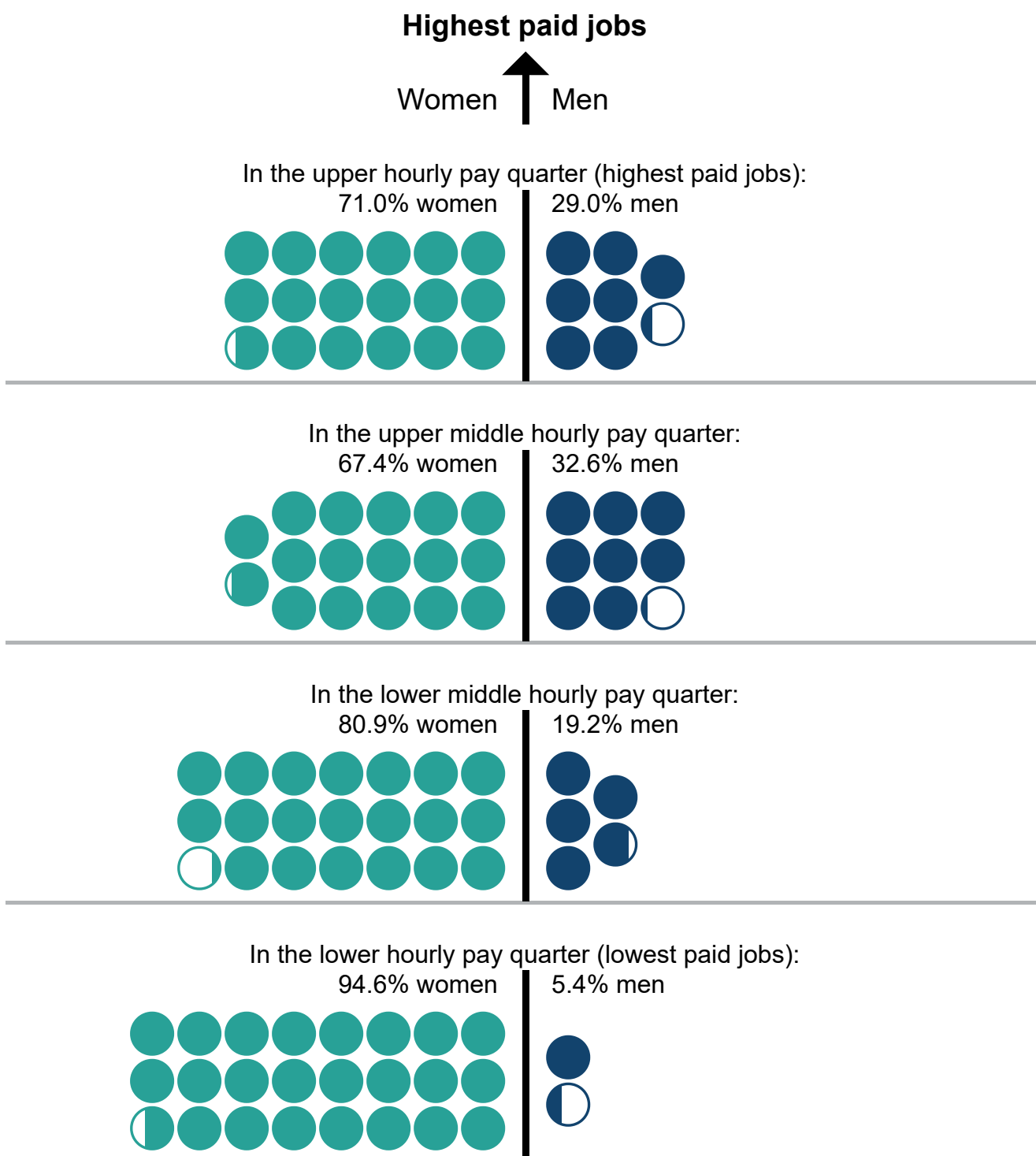
---

## 3. Pay quarters


In this organisation, women made up:

- 71.0% of employees in the upper hourly pay quarter (highest paid jobs)
- 67.4% of employees in the upper middle hourly pay quarter
- 80.9% of employees in the lower middle hourly pay quarter
- 94.6% of employees in the lower hourly pay quarter (lowest paid jobs)

☒ Show explanation for this visualisation



Lowest paid jobs

Each  represents 1% of the employees in this organisation

▼ [Table: pay quarters](#)

Pay quarter		Women (%)	Men (%)	Total (%)
Upper hourly pay quarter (highest paid)	Percentage in this pay quarter	71.0	29.0	100
	Percentage of all employees	17.7	7.3	25
Upper middle hourly pay quarter	Percentage in this pay quarter	67.4	32.6	100
	Percentage of all employees	16.8	8.2	25
Lower middle pay quarter	Percentage in this pay quarter	80.9	19.2	100
	Percentage of all employees	20.2	4.8	25
Lower hourly pay quarter (lowest paid)	Percentage in this pay quarter	94.6	5.4	100
	Percentage of all employees	23.7	1.3	25
Totals		78.5	21.6	100

▼ [Read more about pay quarters](#)

Pay quarters show the percentage of men and women employees in 4 equally-sized groups based on their hourly pay.

Pay quarters give an indication of women's representation at different levels of the organisation.

## 4. Bonus pay

In this organisation:

- no bonuses were paid

## 5. About Agape Multi Academy Trust

<b>Registered address</b>	Twyford Road, Wargrave, Reading, Berkshire, United Kingdom, RG10 8DS
---------------------------	----------------------------------------------------------------------

<b>Sector</b>
---------------

<b>Snapshot date</b>	31 March 2024
----------------------	---------------

<b>Employee headcount</b>	250 to 499 employees
---------------------------	----------------------

[Contact Us](#) [Cookies](#) [Privacy Policy](#)  
[Report Concerns](#) [Accessibility Statement](#)

**OGI**

All content is available under the [Open Government Licence v3.0](#), except where otherwise stated

[© Crown copyright](#)

